



Cleeve Park School

Commitment, Pride, Success.

*Welcome to our Year 7 welcome
evening*

Plan for this evening:

- Welcome by Mr Onabanjo, AHT
- Introduction to the year 7 team
- Mr Southby, Year 7 to talk about **UPBEAT** and **Google classroom** as well as **SPaG, numeracy, literacy, reading** and **study capture** strategies
- An opportunity to look at your child's English and Maths exercise books.



GCSE outcomes last year

	2019	2025	2029 - Current year 7
P8	-0.85	-0.21	?
English and Maths	4+ 35% 5+ 18%	4+ 63% 5+ 37%	? ?



GCSE outcomes last year

- Progress 8 in Maths alone improved by 0.65 between 2021/22 and 2022/23
- Progress 8 in English alone improved by 0.44 between 2021/22 and 2022/23
- Progress 8 for Pupil Premium students improved by 1 grade between 2021/22 and 2022/23
- Progress 8 for SEN students improved by 0.82 between 2021/22 and 2022/23



Year 7 team

These are the people that will be working closest with your child other than their form tutors



Mrs Manchester



Mr Southby



Mr Moloney

Mr Southby is the year 7 RSL (Raising standard leader)
An RSL is a bit like a head of year but responsible for progress

Year 7 form tutor

These are the people who should be your first point of contact regarding any issues or concern you may have about your child

**Ms Ennis
7ENN**

**Mr Sissuh
7JSI**

**Ms Waterton
7WAT**

**Ms Nasim
7SNA**

**Ms Davidson
7SDA**

**Ms Forbes
7GFO**

There emails will be on a printout that is available on entry and when leaving



UPBEAT, behaviour expectations and homework

UPBEAT


At CPS, we use the term UPBEAT. It summarises our six core expectations for every child

- **U**niform
- **P**unctual (includes attendance - 95% or better)
- **B**ehaviour
- **E**quipment
- **A**ttitude
- **T**olerance

Everyday their form tutor checks in the morning whether they are **UPBEAT** compliant.



Hoodies off,
Jewellery
off, Make up
off, Nail
varnish off



Shirt in , Tie
on, Blazer
on, School
shoes on

Attendance

Your child being in school is important for many reasons. The main one being that a student's attendance is one of the strongest indicators for how much progress they are likely to make and it has a strong influence on the outcomes they later go onto achieve. Having a day off here and there for things little things soon start to add up. Attendance should never fall below 95% and as a school if it were to fall below this number would immediately flag up as a cause for concern

Attendance	Equivalent number of days/lessons in a school year
100%	0 days off
98%	4 days off / 20 lessons missed
95%	10 days off / 50 lessons missed
90%	19 days / 95 lessons missed
80%	38 days / 190 lessons missed

What do we mean by showing respect in the classroom?

- Listen to the teacher
- Don't do anything to distract your other class members
- Do not talk over others
- Follow teacher instructions first time



Detentions

We know students sometimes will make mistakes. Our behavior policy exists to help students understand what is expected of them.

A same day detention can be given for 15 minute if they don't follow the rules. If they have buses to catch or people to pick up, remind them of the importance of not getting into trouble.

All detentions are logged on class charts. As a parent you can view every detention as well as any positive or negative point via the Class Charts app. If you need help downloading the app, please get into contact with the main office

Celebration assembly

At the end of each term, we celebrate all the positive things students have done.

By using their attendance record and all the positive behaviour points they collect, we will hand out certificates and prizes to students as a reward for what they have managed to achieve

At the end of the year, there will also be a PGL trip for all students who have shown good behaviour throughout the year

Important notice

Please do not call your child on their phone during the school day.

We have a no phone policy at CPS and unfortunately the number one reason year 7 students fall foul of this policy at the start is when their parent is trying to contact them. Typically the student feels pressured to check their phone and before you know it, their phone gets confiscated. In some instances, a phone might go off in a lesson

If you have a message to get to your child, please call reception

Homework and Google Classroom


- Google Classroom is our **online learning platform** which we use to set homework. It can be used on **any device that has internet access**



Computers



Phones



Tablets



Laptops

By now every student in year 7, has been given their Google Classroom login details




If your child is telling you that they don't know their login details, please come and see Mr Onabanjo before you leave. If we need to reset their password, we can

What they will see when they log on

📅 To do 📅 Calendar




CPS - Year7

Faye Ockelford






CPS -7X4/Te

Julie Collins






CPS -7X3/Pe

Lee Faulkner



CPS -7X1/Mc

Danny Southby



CPS -7X1/Ge KHA 20...

Diane Khanna



CPS -7X1/Fr

Karine Croset



How to view all set work in one place

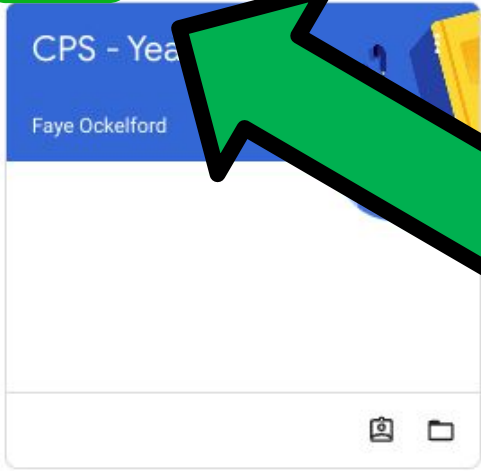


To do Calendar



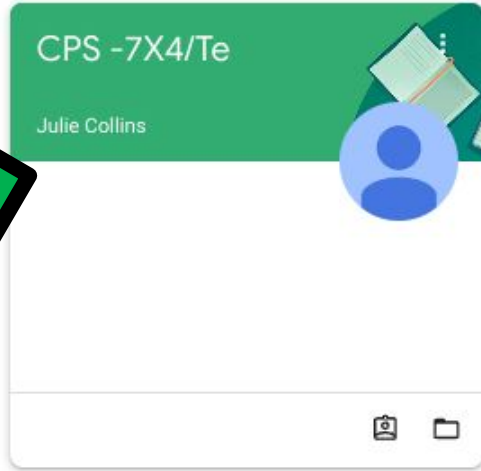
CPS - Year 7

Faye Ockelford

A classroom card for Faye Ockelford. The header is blue with a graduation cap icon. The main area is white. At the bottom right, there are icons for a calendar and a folder.

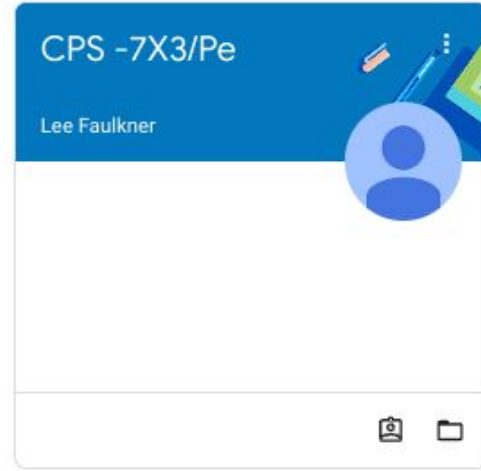
CPS -7X4/Te

Julie Collins

A classroom card for Julie Collins. The header is green with a book icon. The main area is white. At the bottom right, there are icons for a calendar and a folder.

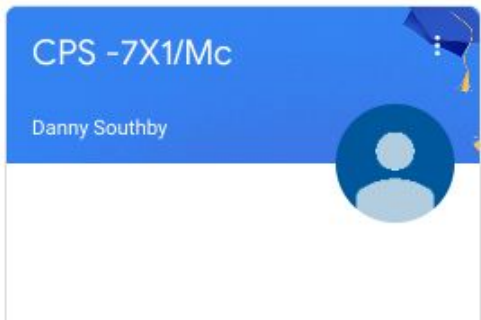
CPS -7X3/Pe

Lee Faulkner

A classroom card for Lee Faulkner. The header is blue with a pencil and paper icon. The main area is white. At the bottom right, there are icons for a calendar and a folder.

CPS -7X1/Mc

Danny Southby

A classroom card for Danny Southby. The header is blue with a graduation cap icon. The main area is white. At the bottom right, there are icons for a calendar and a folder.

CPS -7X1/Ge KHA 20...

Diane Khanna

A classroom card for Diane Khanna. The header is dark grey with a tablet icon. The main area is white. At the bottom right, there are icons for a calendar and a folder.

CPS -7X1/Fr

Karine Croset

A classroom card for Karine Croset. The header is dark grey with a tablet icon. The main area is white. At the bottom right, there are icons for a calendar and a folder.

Assigned

Missing

Done

All classes

No due date

This week

3 ^



Homework w/c 19/09: Money in context

CPS -7SGE/Ma

Today, 23:59



HOMEWORK - CYBERBULYING

CPS -7X1/Cm

Tomorrow, 23:59



Learn the key words and their definitions

CPS -7X1/Ar

Friday, 23:59

Next week

4 v

Later

1 v

**All set work
online will appear
Including
deadlines**



Students can also go to **homework club in the library** if they need help or space to do their work. It is open Monday to Thursday after school from 3pm to 4pm





Current Year 7 strategies

There are many strategies we have in place at Cleeve Park School that exist to support your child across multiple subjects. Today I want to share with you **a few** of them and why it is so important every student is on board with them



Study captures

One of the biggest challenges every student faces when learning something new is being able to recall that information or skill later on. It could be the next lesson, next week or even next year. Forgetting information is not unusual so what can be done to prevent it?

In form time every day, we ask students to complete a study capture. **A study capture is a 5 minute task designed to help students get into a habit of reflecting on what they have learnt so far.** It helps fight back against their brain's natural instinct to be OK with forgetting what they've learnt

My day at school so far		
	Subject	what we learnt
Period 1		
Period 2		
Period 3		
Period 4		
Period 5		

This is a task that is easy to replicate at home and is encouraged by us as a school particularly if you know your child has a tendency to understand what they have been taught in one lesson only to forget it the next

My day at school so far		
	Subject	what we learnt
Period 1		
Period 2		
Period 3		
Period 4		
Period 5		

SPaG practise

(Spelling, Punctuation and Grammar)

Did you know that in many subjects at GCSE, student can get extra marks based on the quality of their spelling, punctuation and grammar?



This task actually tests two skills - A students ability to proofread as well as their ability to spell

1. The dog next door is really agressif.
2. "Please don't embaress me Mum," Holly pleaded.
3. We have to que here for the bus.
4. The sekretery is very good at typing.
5. It is important to eat a veriaty of fruits and vegetables.
6. If you are ditermined enough, you will do it!
7. The effect of the medicine will not be immediot.
8. What is the meaning of that simbol over there?

aggressive
embarrass
queue
secretary
variety
determined
immediate
symbol

How do we assess their performance?

They get **2 marks** for each word that is
spelt correctly

They get **1 mark** even if the word is **spelt
incorrectly** but they have still identified
the incorrectly spelt word - this is
evidence of the ability to proofread



What colour belt did you get?



WHITE

YELLOW

ORANGE

GREEN

BLUE

0-1

2-3

4-5

6-7

8-9



PURPLE

RED

BROWN

BLACK

10-11

12-13

14-15

16

Aa

accommodate
 accompany
 according
 achieve
 aggressive
 amateur
 ancient
 apparent
 appreciate
 attached
 available
 average
 awkward

Bb

bargain
 bruise

Cc

category
 cemetery
 committee
 communicate
 community
 competition
 conscience
 conscious
 controversy
 convenience
 correspond
 criticise
 curiosity

Dd

definite
 desperate
 determined

Ee

embarrass
 environment
 equipment
 equipped
 especially
 exaggerate
 excellent
 existence
 explanation

Ff

familiar
 foreign
 forty
 frequently

Gg

government
 guarantee

Hh

harass
 hindrance

Ii

identity
 immediate
 immediately
 individual
 interfere
 interrupt

Ll

language
 leisure
 lightning

Mm

marvellous
 mischievous

Nn

necessary
 neighbour
 nuisance

Oo

occupy
 occur
 opportunity

Pp

parliament
 persuade
 physical
 prejudice
 privilege
 profession
 programme
 pronunciation

Rr

recognise
 recommend
 relevant
 restaurant
 rhyme
 rhythm

Ss

sacrifice
 secretary
 shoulder
 signature
 sincere
 sincerely
 soldier
 stomach
 sufficient
 suggest

Tt

temperature
 thorough
 twelfth

Vv

variety
 vegetable
 vehicle

Yy

yacht

Before you leave, you can collect a spelling list so that your child can practice spelling these words at home

Numeracy practise

Similar to SPaG, a student's confidence with number can affect how they go on to do in Maths as well as several other subjects by the time they get to their GCSEs



Once a week students are given 5 minutes to complete a numeracy challenge

Part 1: Times Tables	
1	$2 \times 9 = \square$
2	$24 \div 3 = \square$
3	$10 \times \square = 80$
4	$6 \div \square = 3$
5	$1 \times 2 = \square$
6	$28 \div 7 = \square$
7	$\square \times 6 = 54$
8	$\square \div 2 = 5$
9	$3 \times 9 = \square$
10	$4 \div 4 = \square$

Part 2: Arithmetic	
1	$2 + 3$
2	$89 + 11$
3	What is half of 6?
4	$125 - 10$
5	$177 + \square = 270$
6	$53 = 23 + \square$
7	$805 - 804$
8	$120 \div 120 = \square$
9	Write 20 : 12 in 12 hour clock format
10	$937 - 908$

Part 3: Key skills	
1	60×30
2	$657 - 382$
3	71.2×9
4	0.7 as a fraction
5	$46.15 + 5.08$
6	$-40 \div -4$
7	If $a = 4$ and $b = 3$, what is $3a - b^2$?
8	$3 - -5$
9	Highest common factor of 12 and 8?
10	What is 13^2

**Afterwards students
can ask for help on
any question they
struggled with**

Part 1: Times Tables

1	$2 \times 9 = \square$
2	$24 \div 3 = \square$
3	$10 \times \square = 80$
4	$6 \div \square = 3$
5	$1 \times 2 = \square$
6	$28 \div 7 = \square$
7	$\square \times 6 = 54$
8	$\square \div 2 = 5$
9	$3 \times 9 = \square$
10	$4 \div 4 = \square$

Part 2: Arithmetic

1	$2 + 3$
2	$89 + 11$
3	What is half of 6?
4	$125 - 10$
5	$177 + \square = 270$
6	$53 = 23 + \square$
7	$805 - 804$
8	$120 \div 120 = \square$
9	Write 20 : 12 in 12 hour clock format
10	$937 - 908$

Part 3: Key skills

1	60×30
2	$657 - 382$
3	71.2×9
4	0.7 as a fraction
5	$46.15 + 5.08$
6	$-40 \div -4$
7	If $a = 4$ and $b = 3$, what is $3a - b^2$?
8	$3 - -5$
9	Highest common factor of 12 and 8?
10	What is 13^2

What colour belt do you get?



WHITE

YELLOW

ORANGE

GREEN

BLUE

0 - 3

4 - 6

7 - 9

10 - 13

14 - 17



PURPLE

RED

BROWN

BLACK

18 - 21

22 - 25

26 - 29

30

Literacy & Reading



- Having a reading book is part of our school uniform and equipment expectations
- We want to maintain the primary school habits of reading & talking about books regularly. Our expectation is that, like homework, students are reading for 20 minutes everyday.
- You can encourage reading of a range of sources - newspapers, books or magazines
- All CPS students have access to the Library, The Week Magazine and The Day
- Every student is on the Accelerated Reader programme and start to receive an hour session in the school library weekly to support with this

As students read more, we hope they will find reading more enjoyable.

It has been proven in various studies that the student which **read more often** are the students that tend to go on to **do better in their GCSEs**. Let's create this habit now so that our children too can experience similar benefits.

FYI - Many people don't know that using **AUDIOBOOKS** is also considered a good way to help with reading and can be very helpful if your child is a reluctant reader.



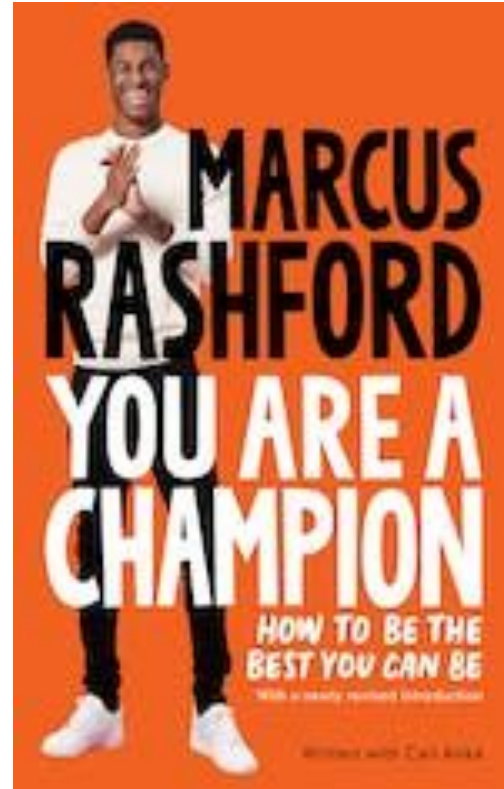
Form Time Reading

Once a week during form time, year 7-10 students read a book together as a form group

The form tutor reads aloud at times to model how to read first, then different students get asked carry on and read aloud. If they get stuck on a word, they will be encouraged to try their best and sound it out.

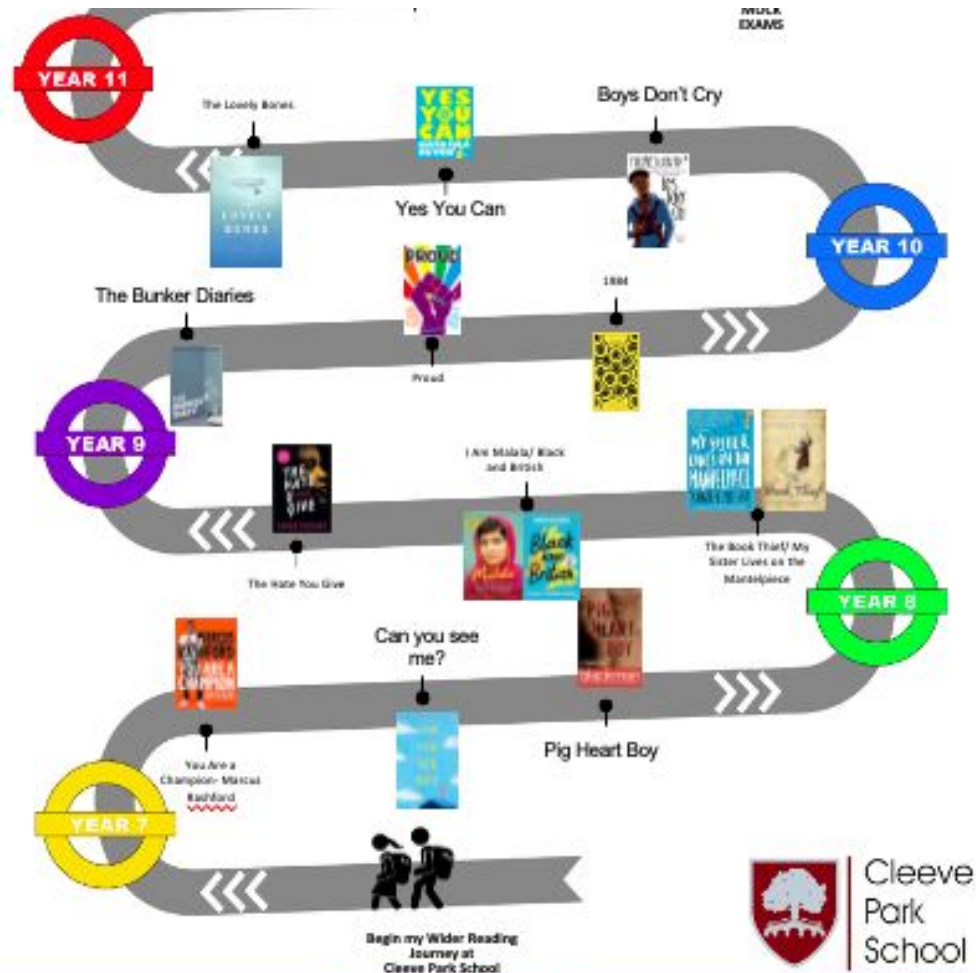
2023/24

Year 7
book
AUT
term



Reading journey

These are all the books students will go onto read during form time



Safeguarding- everyone's responsibility

Structure and systems at Cleeve Park School:

- 4 Designated safeguarding leads
- 6 Pastoral leaders
- 10 mental health first aiders
- Safer School Police Officer
- School counsellor
- Comprehensive PSHE and RSE curriculum
- Email tellit@cleevepark-tkat.org



Cleeve Park School



SAFEGUARDING

Do you need help?
Are you worried about something?
Would you like to speak to someone?

We are here to listen to you!

Cleeve Park Email:
tellit@cleevepark-tkat.org



Useful Numbers

Childline: 0800 1111
NSPCC: 0808 800 5000
Samaritans: 116 123

Meet the Team



Ms Bonner



Ms Lawrence



Ms Mayzes



Ms Priestley



Cleeve Park School



SAFEGUARDING

Do you need help?
Are you worried about something?
Would you like to speak to someone?

We are here to listen to you!

Cleeve Park Email:
tellit@cleevepark-tkat.org



Useful Numbers

Childline: 0800 1111
NSPCC: 0808 800 5000
Samaritans: 116 123

Meet the Team



Ms Bonner



Ms Lawrence



Ms Mayzes



Ms Priestley

Works with Posters@Wall.com

Understand the risks your children may need to deal with:

What they might see or do:

- What apps are they accessing?
- Seeing or sharing of violent, sexual and pornographic content
- Inaccurate or false information and extreme views
- Promotion of harmful behaviours including self-harm, anorexia and suicide
- Over-sharing of personal information
- Actively or unintentionally getting involved in bullying or hurtful behaviour



Understand the risks your children may need to deal with:

Who they might meet or accessing:

- People who might bully, intimidate or frighten
- People posing behind fake profiles
- Mischief-making
- Sexual grooming and stalking
- Blackmail and extortion
- Online challenges



Practical tips to help minimise the risks your child might face:

- Social media has age limits from 14+ make sure your child is not accessing them.
- Apps and websites have safety features and age settings to support parental control- use them
- Ask them to show you what they access online and why they like them
- Check their privacy settings to insure they are not showing anything unintentionally
- Check their 'geo-location' on apps is not sharing where they are
- Show them how to report/block offensive comments or things that are upsetting them
- Encourage your child to speak to you if they have something that is worrying them



We are now about to move next door to look at your child's Maths, Science, and English exercise books. Their form tutor will also be in the room

There will be some prompt questions available to help you when talking to your child



Questions to ask your child when looking at your child's books:

What do you consider to be your best piece of work?

Is it really the best work you can produce?

What is a 'Do Now'?

What new knowledge have you learnt or what new skills have you been working on in this subject?

How could you improve in this subject?

Do you regularly meet the target set for you in maths and English as indicated on the right?

MATHS:

Remember to always show working out

ENGLISH:

Use capital letters correctly and work on your SPaG

Where to go next?

Reg Group	Reg Group
7ENN	M1
7SDA	M1
7JSI	M1
7WAT	M2
7SNA	M2
7GFO	M2



Dates to be aware of

November 2024

Form tutor report

January 2025

Interim academic report

20th March 2025

Year 7 parent meeting

July 2025

End of year academic report

Year 7 form tutor

These are the people who should be your first point of contact regarding any issues or concern you may have about your child

Ms Ennis
7ENN

ruth.ennis@clevepark-tkat.org

Mr Sissuh
7JSI

johannes.sissuh@clevepark-tkat.org

Ms Waterton
7WAT

nicolle.waterton@clevepark-tkat.org

Ms Nasim
7SNA

samira.nasim@clevepark-tkat.org

Ms Davidson
7SDA

shannel.davidson@clevepark-tkat.org

Ms Forbes
7GFO

grace.forbes@clevepark-tkat.org

Aa

accommodate
accompany
according
achieve
aggressive
amateur
ancient
apparent
appreciate
attached
available
average
awkward

Bb

bargain
bruise

Cc

category
cemetery
committee
communicate
community
competition
conscience
conscious
controversy
convenience
correspond
criticise
curiosity

Dd

definite
desperate
determined
develop
dictionary
disastrous

Ee

embarrass
environment
equipment
equipped
especially
exaggerate
excellent
existence
explanation

Ff

familiar
foreign
forty
frequently

Gg

government
guarantee

Hh

harass
hindrance

Ii

identity
immediate
immediately
individual
interfere
interrupt

Ll

language
leisure
lightning

Mm

marvellous
mischievous
muscle

Nn

necessary
neighbour
nuisance

Oo

occupy
occur
opportunity

Pp

parliament
persuade
physical
prejudice
privilege
profession
programme
pronunciation

Qq

queue

Rr

recognise
recommend
relevant
restaurant
rhyme
rhythm

Ss

sacrifice
secretary
shoulder
signature
sincere
sincerely
soldier
stomach
sufficient
suggest
symbol
system

Tt

temperature
thorough
twelfth

Vv

variety
vegetable
vehicle

Yy

yacht